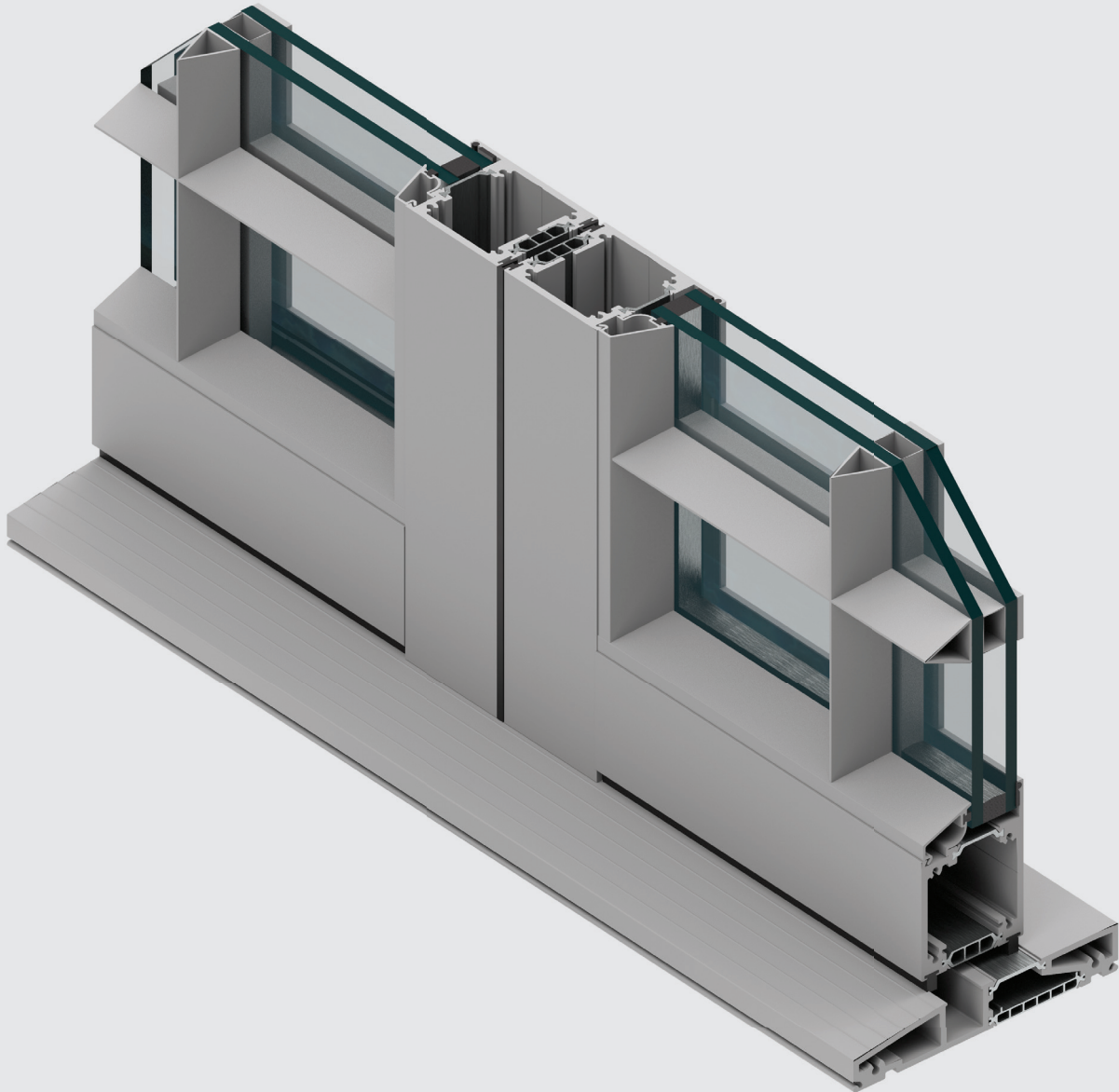


# Series 7950s Bi-Fold Door



## Build Better

**SIMULATED STEEL LINE:** Energy-smart, design-forward aluminum doors and windows that look like steel but are far more affordable.

# Series 7950s Bi-Fold Door

The Series 7950s Bi-Fold Door features large glass panels that smoothly fold and stack against side walls, creating extra-wide openings for indoor-outdoor commercial and living spaces. Narrow sightlines, beveled glass stops, and coped muntin bars replicate the profiles of steel putty glazed windows used in historic buildings, universities, and commercial projects. The thermally broken aluminum frames feature high-quality anodized or painted finishes. The door can be easily integrated with simulated steel windows to form a consistent aesthetic throughout your project. The Series 7950s can be designed as a bi-fold window or door system in heights up to 12 feet in select configurations incorporating heavy-duty hardware.

## ENERGY EFFICIENCY

A .30 U-value for standard low-E, argon-filled dual-pane glass from Cardinal IG gives the door excellent energy efficiency. An aluminum extrusion utilizing Insulbar technology improves energy performance. The door is compliant with California's rigorous Title 24 requirements and can be customized in a variety of panel counts and configurations. The aluminum frame and panels are thermally broken to reduce heat and cold transfer. NFRC labeling is included to comply with energy code requirements.

## HARDWARE

Stainless steel head load carriers and hinges are available in standard and heavy-duty capacities for extreme panel sizes and heavy glass types. A hidden stainless steel multi-point lock secures the folding panels.

## OPTIONS

Top-load floor tracks come standard with the 2"-tall water-barrier sill, which safeguards against water intrusion. At just 0.958" tall, the optional flush sill lines up with most interior flooring. An optional U-track allows for a flush transition from room to room. The door includes three high-quality handles: the Dallas handle, located on all active panels; a D-shaped pull handle, at the bi-fold's pivot points; and an inactive lock handle, at the door's pivot points, which secures the panels with steel pins at the head and sill. The Dallas handle has a keyed cylinder.

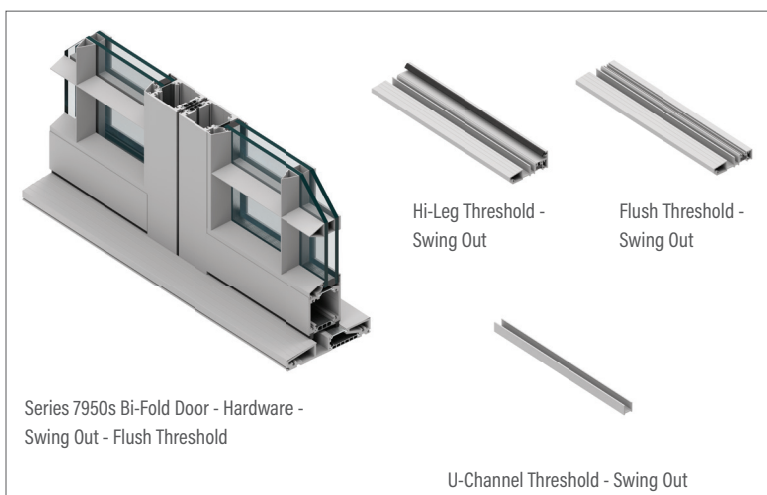
## FINISHES AND COLORS

Finishes are available in-stock or as designer selections, and they can be customized to match nearly any color. Split finishes are available in many combinations. Bronze Anodized and Satin Anodized come standard with a Class 1 coating thickness for increased smoothness and durability. Our designer colors include a high-quality paint finish that conforms to a minimum rating of AAMA-2605, currently the highest rating for organic finishes.

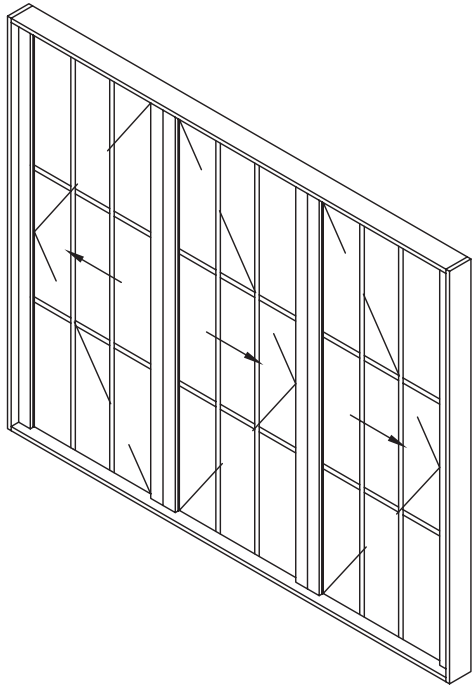
## PERFORMANCE

Frame Depth	5 7/8"
AAMA Product Designation (AAMA/WDMA/CSA101/I.S.2/A440 Designation)	PG50-144x96-SP
Test Configuration	144" x 96" 1L3R E3 Swing Out
Air Infiltration (Per ASTM E 283)	.08 cfm/sf @1.57 psf
CSA A440 Air	A3
Water Resistance (Per ASTM E 547)	7.5 psf
Uniform Load Deflection (Per ASTM E 330)	50 psf
Uniform Load Structural (Per ASTM E 330)	75 psf
Forced Entry Resistance	ASTM F842 Type A, CAWM 300 Type I and AAMA 1304
U-Factor (Per NFRC 100)*	0.30
CR (Per NFRC 500)*	58
CRF Frame (Per AAMA 1503)	N/A

Actual values may vary depending on product specifications and configuration.  
\*Glass Makeup = 1" OA E366/Argon/Clear

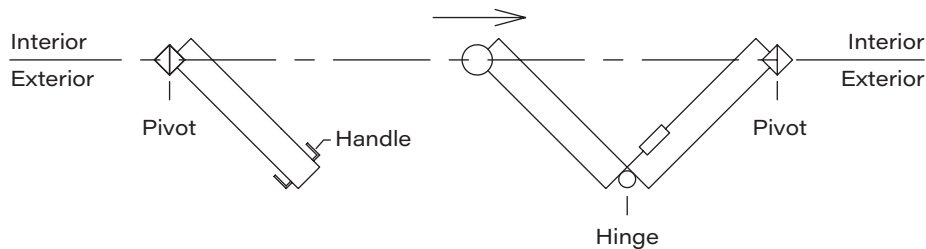


# Series 7950s Bi-Fold Door



## Simulated Steel Features

- .30 U-value for standard low-E, argon-filled dual-pane glass
- All-climate coated or high-performance glass from Cardinal IG
- Glass can be customized and includes options such as laminated glass, solar- and glare-control glass, enhanced winter performance glass, and low-maintenance glass
- Pre-applied Cardinal Preserve film protects glass during installation
- Performance-rated at DP50
- Certified by AAMA
- A 3.17" stile
- Head load carrier hinges available in standard and heavy-duty capacities
- Water barrier, flush sill, and U-track options
- Concealed locking system
- In-stock, designer, split, and custom finishes
- Title 24 compliant (California)



# Series 7950s Bi-Fold Door

