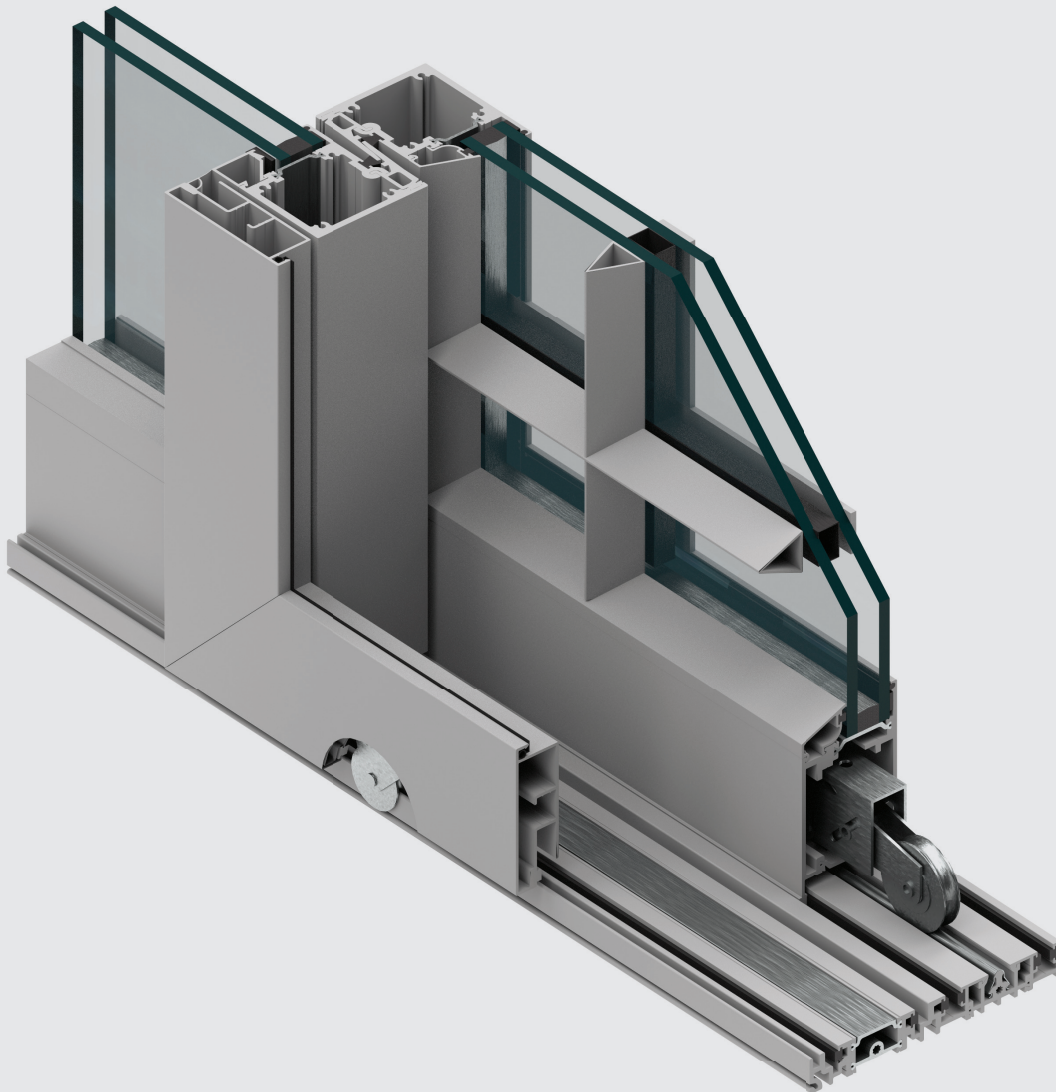


Series 7650s Sliding Glass Door



Build Better

SIMULATED STEEL LINE: Energy-smart, design-forward aluminum doors and windows that look like steel but are far more affordable.

Series 7650s Sliding Glass Door

The Series 7650s Sliding Glass Door features large, energy efficient rolling glass panels that maximize natural daylight and views. Narrow sightlines, beveled glass stops, and coped muntin bars replicate the profiles of steel putty glazed windows used in historic buildings, universities, and commercial projects. The thermally broken aluminum frames feature high-quality anodized or painted finishes. The door can be easily integrated with simulated steel windows to form a consistent aesthetic throughout your project.

ENERGY EFFICIENCY

A .30 U-value for standard low-E, argon-filled dual-pane glass from Cardinal IG gives the door premium energy efficiency. It is compliant with California's rigorous Title 24 requirements and the glass can be customized in a variety of coatings, tints, and thicknesses and offers options such as laminated glass, solar- and glare-control glass, enhanced winter performance glass. The aluminum frame is thermally broken to reduce heat and cold transfer. NFRC labeling is included to comply with energy code requirements.

HARDWARE

The sealed stainless steel ball bearing rollers are AAMA-certified and include a standard 1.81" size. Our optional Quad-Zilla roller is capable of handling extreme panel sizes and heavy glass types. A hidden stainless steel multi-point lock secures the sliding panels.

OPTIONS

Sill options include a water-barrier sill, featuring a 1.5" interior leg and weep system to keep out water. Taller 2" and 2.6" sills offer increased effectiveness against the elements and a performance rating of DP50. A flush sill option also is available. Handle options include a flush-mounted handle, for a clean aesthetic, and the contemporary handle, with its angular appearance. Each handle has an optional keyed cylinder. An optional heavy-duty aluminum frame panel screen provides optimal ventilation.

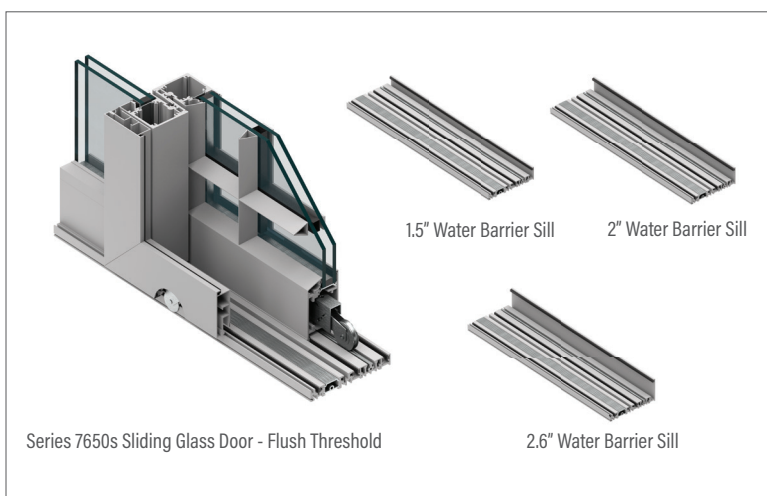
FINISHES AND COLORS

Finishes are available in-stock or as designer selections, and they can be customized to match nearly any color. Split painted finishes are available in many combinations. Bronze Anodized and Satin Anodized come standard with a Class 1 coating thickness for increased smoothness and durability. Our designer colors include a high-quality paint finish that conforms to a minimum rating of AAMA-2605, currently the highest rating for organic finishes.

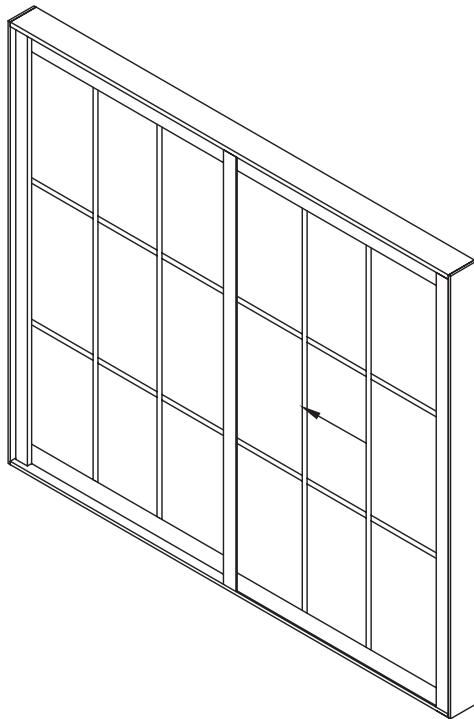
PERFORMANCE

| | |
|--|---------------------------|
| Frame Depth | 5 7/8" |
| AAMA Product Designation (AAMA/WDMA/CSA101/I.S.2/A440 Designation) | LC-PG50-144x120-SD |
| Test Configuration | 144" x 120" OXO |
| Air Infiltration (Per ASTM E 283) | .15 cfm/sf @1.57 psf |
| CSA A440 Air | A2 |
| Water Resistance (Per ASTM E 547) | .80 psf |
| Uniform Load Deflection (Per ASTM E 330) | 50 psf |
| Uniform Load Structural (Per ASTM E 330) | 75 psf |
| Forced Entry Resistance | ASTM F842 Type B Grade 10 |
| U-Factor (Per NFRC 100)* | 0.30 |
| CR (Per NFRC 500)* | 57 |
| CRF Frame (Per AAMA 1503) | 71 |

Actual values may vary depending on product specifications and configuration.
*Glass Makeup = 1" OA E366/Argon/Clear



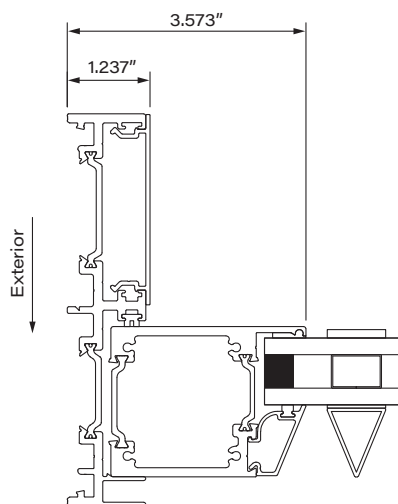
Series 7650s Sliding Glass Door



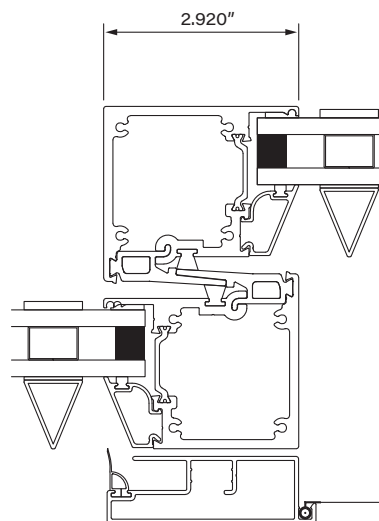
Simulated Steel Features

- .30 U-value for standard low-E, argon-filled dual-pane glass
- All-climate coated or high-performance glass from Cardinal IG
- Glass can be customized and includes options such as laminated glass, solar- and glare-control glass, enhanced winter performance glass, and low-maintenance glass
- Pre-applied Cardinal Preserve film protects glass during installation
- Performance-rated at DP50
- Available in sizes up to 15 feet in most markets
- 2.9" interlock stile
- Certified by the AAMA
- Quad-Zilla roller for extreme sizes and heavy glass types
- Water barrier and flush sill options
- Premium or flush-mounted handle
- Concealed locking system
- Aluminum frame panel screen
- In-stock, designer, split, and custom finishes
- System automation (third party)
- Title 24 compliant (California)

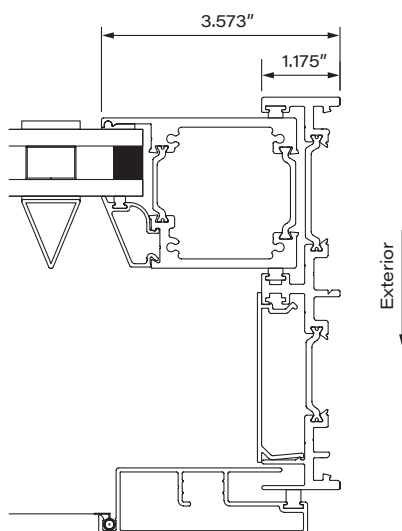
Series 7650s Sliding Glass Door



Fixed Jamb



Interlock (Typical)



Lock Jamb @ Active

Series 7650s Sliding Glass Door

